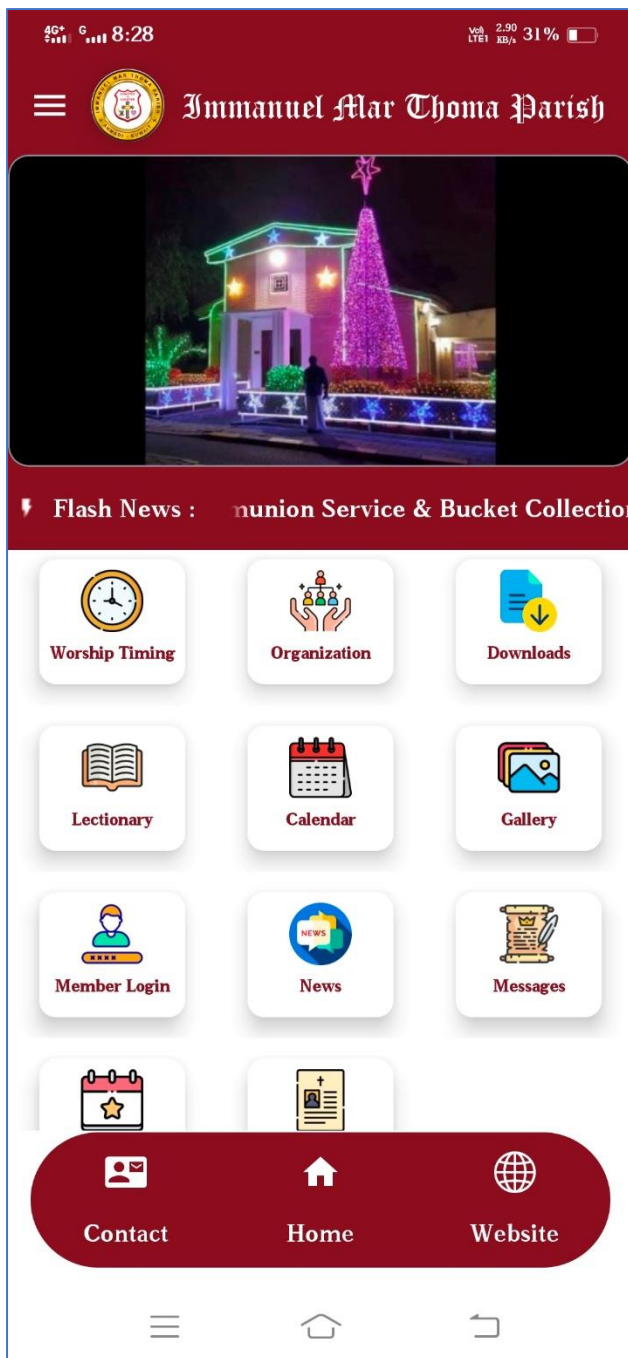




Immanuel Mar Thoma Parish
Mobile Application User Manual

<https://kuwaitimmanuelmarthoma.com>

The Home Page of the mobile application is displayed below



The flash news is a type of news that keeps scrolling and on clicking the news. It will open up the details page of that flash news.

The Contact icon at the bottom displays the address of the church and other contact info of its office bearers.

The Home icon given is used to navigate to the Home page from any other pages.

The Website icon is used to open the website of the church on a browser in the mobile.

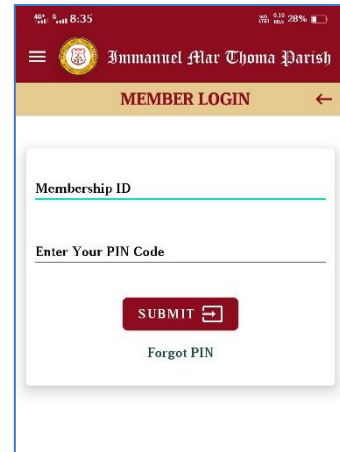
There are some icons that will be displayed only after the Member login

These are:

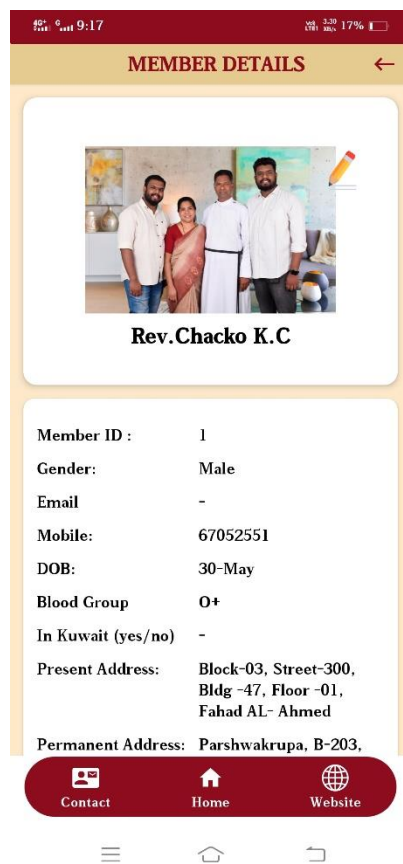
- My Profile (in Side Menu)
- Parish Directory
- Calendar
- Prayer Request

This is the page where the member can login using his/her member id and Password. In case the user forgets the password, he/she can use the Forgot PIN button to receive the pin via email to the email registered at the church.

After logging in, the previously mentioned icons like Parish directory will be displayed.



MY PROFILE

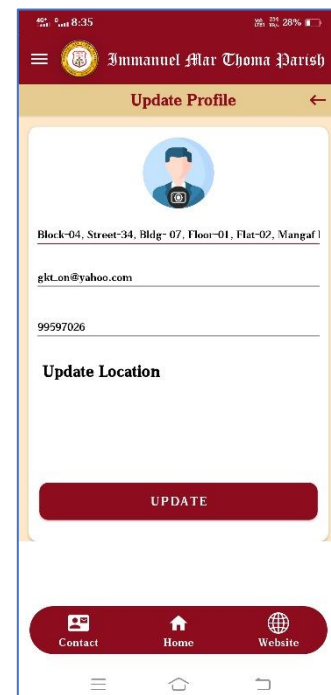


The **My Profile** page will display the details of the member who is logged in. On clicking the pencil symbol shown on the top right of the page, a page will be loaded where the member can edit their profile data like email, phone number and present address as shown below. After submitting and Admin approval, these updates will be reflected.

This is also the page where the members can update their home location so that other parish members can view it in the parish directory.

To update the location, first turn on the location on the mobile phone and the go to the edit page shown on the right side.

Then, click on the Update Location button shown there. A popup message will show asking to confirm Location Update. On clicking yes, a map will be loaded below which will display the current location of the user. After making sure that the location shown on the map is correct, click on the Update button shown at the bottom. The edits made will be sent to the Admin for approval. After the Admin approves the edit in the admin panel, the location for the member will be updated.



The edits made will be sent to the Admin for approval. After the Admin approves the edit in the admin panel, the location for the member will be updated.

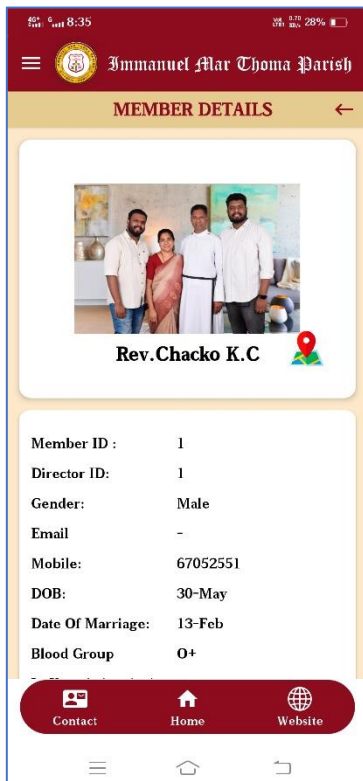
Note: All the member edits done and submitted will only be reflected on the website and mobile applications only after the Admin approves these changes in the Admin panel. If they are pending or rejected, the data before the edit will be displayed (if any), else nothing will be displayed.

PARISH DIRECTORY



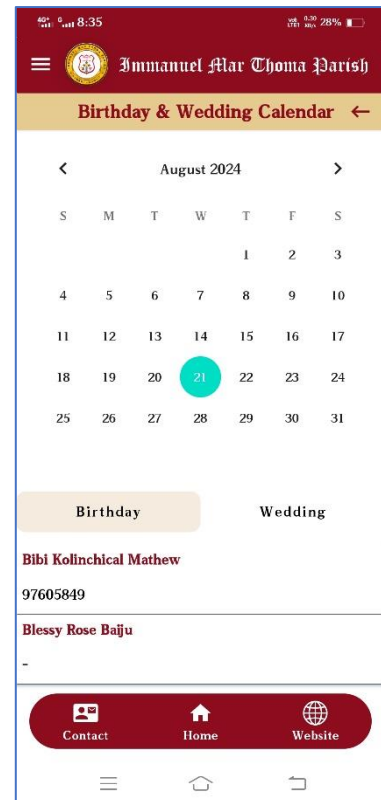
In the Parish Directory, all the active members of the church will be displayed on the order based on their Member id. On selecting a particular member, their details can be viewed.

To view the location of that particular member, click on the map icon shown against their name. If the location for that member has been updated, then it will be displayed on the map loaded in the next page.



CALENDAR

The Birthday and Wedding Calendar will display the name and mobile number of the members having birthdays or wedding anniversaries on the selected dates. By default, it always shows the birthdays on the current date. If you want to view birthdays or anniversaries on specific dates, change the date accordingly.

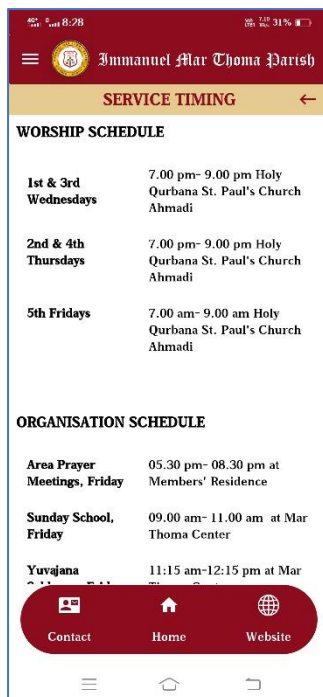


PRAYER REQUESTS

The screenshot shows the 'Immanuel Mar Thoma Parish' app interface for the 'PRAYER REQUESTS' section. It features a form with the following fields: 'Name *', 'Email*', 'Relation with member', and 'Service Request Type'. The 'Service Request Type' dropdown menu is open, showing options: 'Birthday', 'Healing', 'Job', and 'Relationship'. At the bottom, there is a navigation bar with three icons: 'Contact', 'Home', and 'Website'.

Prayer request is to be used by the members to request for prayers from the priest for their specific needs or on special occasions like birthdays, anniversaries etc. Enter the name, email, the relation with the member whose id is logged in and choose the service type from the drop-down and click Submit. The prayer request will be received by the priest or the admin.

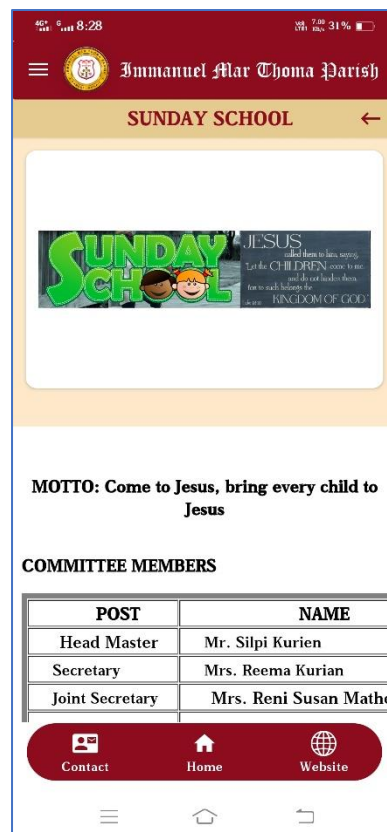
WORSHIP TIMINGS



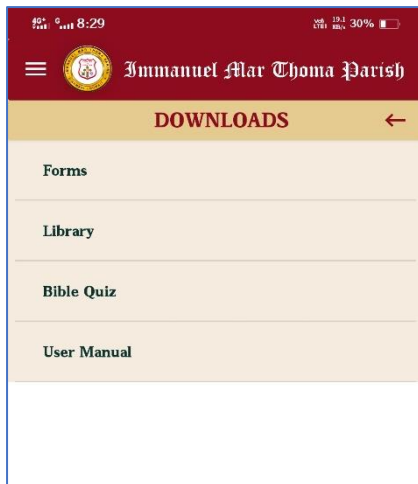
Worship Timings/ Service Timings displays the schedules of the church and the various Spiritual Organizations associated with the church.

ORGANIZATIONS

Organizations lists the various Spiritual organizations associated with the church. On selecting a particular organization, the details of that organization like timings, committee members etc., which are added by the admin, will be displayed.



DOWNLOADS

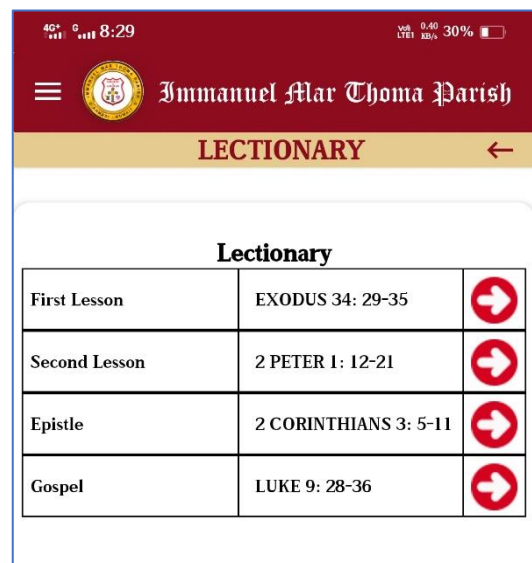


Downloads will list the various documents and other forms that are available to be viewed or read to the members.

LECTIONARY



Lectionary displays portions of Bible that are to be read on particular days of the month. On selecting a particular month, the dates for which verses has been added will be displayed from which the specific one to be read can be selected.



GALLERY

Gallery for mobile applications include Photo Gallery and Video Gallery.

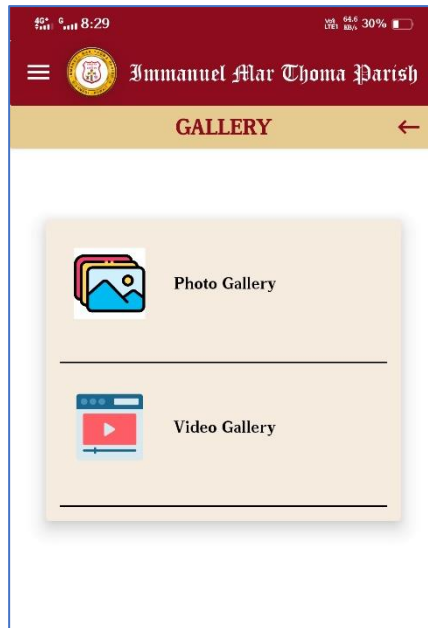
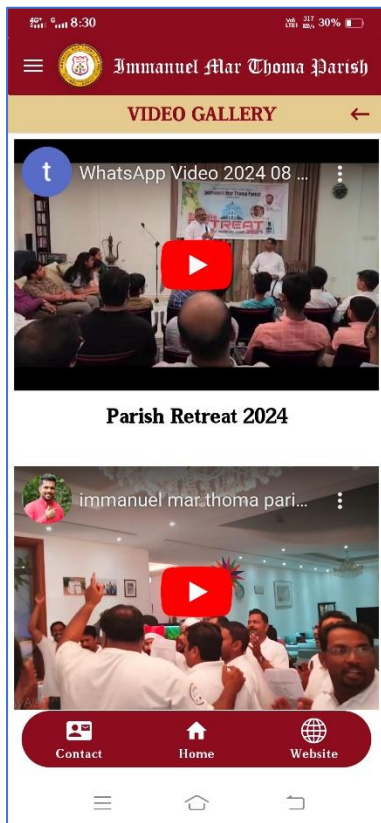


Photo Gallery lists the various categories of images that are published by the church. On selecting a particular category, the images published under that category will be displayed. For example, on selecting the category Edavaka Retreat 2024, the images added under it will be displayed which can be selected to view.

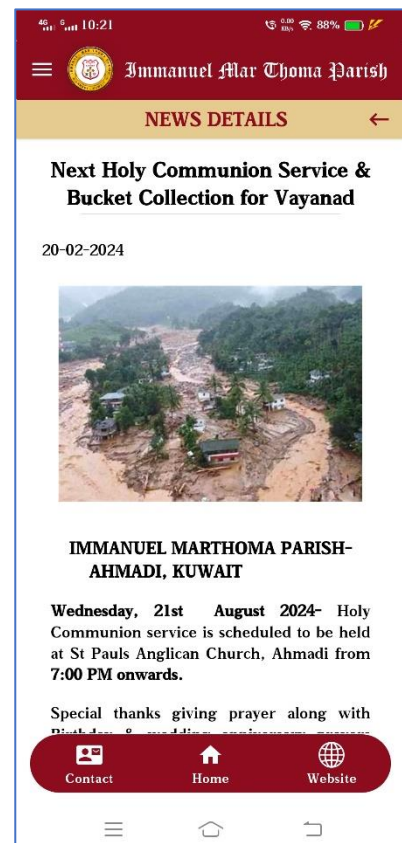


For Video Gallery, categories are not applicable. Video gallery lists all the videos published by the church which can be played in the application.



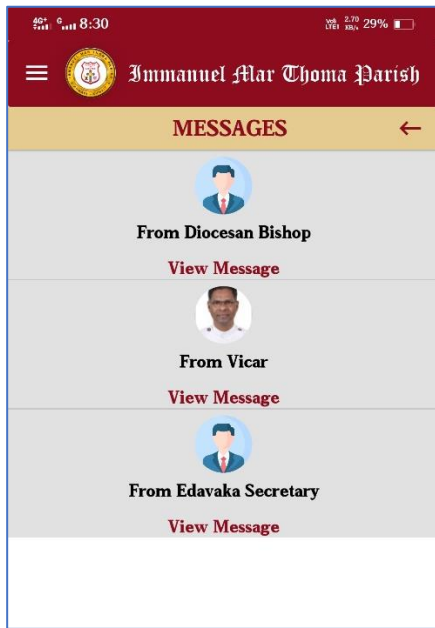
NEWS

This page lists the current news published by the church. On selecting a particular news, the detailed description can be viewed.



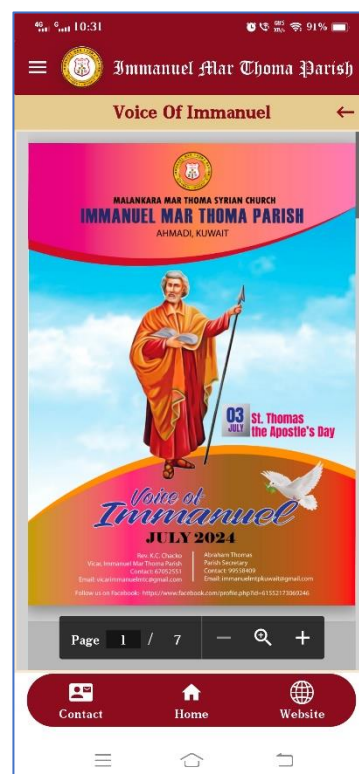
MESSAGES

This page is used to display the messages, wishes or other notifications published by the vicar, metropolitans etc.



VOICE OF IMMANUEL

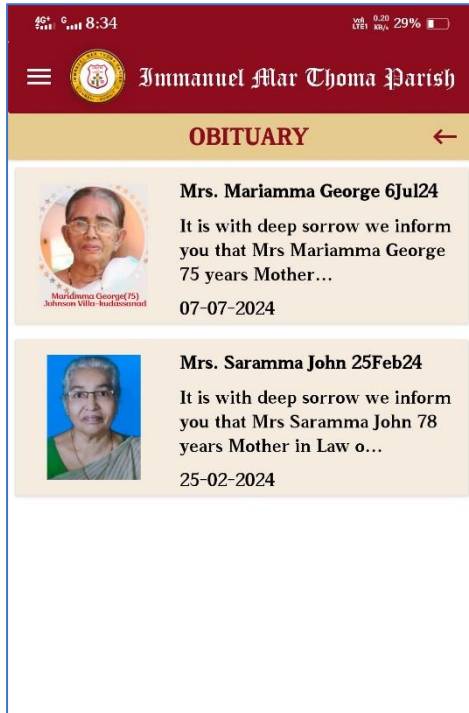
Voice of immanuel lists all the parish bulletins published for different months under each year. On Selecting Voice of Immanuel, it leads to a page where the user can select the particular year. After selecting the year, choose the month for which the Voice of Immanuel is to be viewed.



EVENTS

Events page is used to list all the events that are conducted by the church on specific days.

OBITUARY



Obituary page is used to inform the members of the church about the obituaries and funerals of members or their family members.

CONTACT

This page is used to display church address, phone number and emails associated with the church along with a map showing the location of the church.

